



JOHNSON
ENDURA
INDUSTRIAL TILING SOLUTIONS

Endura is the first and most respected Brand in the industrial and commercial flooring. It offers range of products addressing high wear and tear, attack of chemicals, frost resistance, slip resistance and performance under high dynamic and static pressure. Endura exterior tiling solutions that include parking tiles and pavers, are known for its elegance, durability and performance. In special tiling solutions, Endura offers Swimming pool tiles, external wall cladding tiles, Anti-static tiles, Tactiles for visually challenged people and cool-roof tiling for terraces.

Johnson now introduces the product range which adds the element of beauty and aesthetics to its robust all-weather flooring options. **EDC – Endura Designer collection!**

Elegant, Durable and Coordinated flooring solutions.

Johnson product philosophy – ‘Tile is not the End-product’ remains the guiding principle for our product development team and EDC is designed to create Flooring Concepts, not just Tile. The collection brings the culmination of Durability, Functionality and Aesthetics for your floors.

Presented here are the elements of strength and aesthetics in the size of **40x40cm & 30x30cm**. You shall be pleased by EDC flooring created by a single element or by combining complementary elements as per your designing instinct!

Some of the Value propositions of EDC are

- **Strong Body** – EDC tiles are vitrified with high sheer and tensile strength. It means longevity and durability in most practical applications and usage even in huge temperature variations.
- **Robust Surface** – EDC has layers of special glazes and coating that provides slip resistance, scratch resistance and superb robustness to perform under high footfall traffic conditions. over a very very strong body It brings slip resistance and scratch resistance. The flooring looks fresh for years to come even in high traffic situations.
- **Elegant Designs** – EDC elements are designed keeping in mind the post application flow of design, shades and textures. Some of the basic patterns are shown in this small presentation which would encourage you to explore further and create a personalised floor pattern!

- **Wide Application** – Spaces subject to high wear and tear, entrance lobbies, courtyards, restaurants, schools, shopping areas, terraces, passages, balconies, exteriors, etc; many of these concepts just suite to internal applications when your theme demands rich, earthen shades, stony appearance and a contemporary rustic theme and you do not mind an extra strength to come inside your house.

- **Minimum Care** - The upper surface is totally sealed. Practically, no porosity to absorb anything is another quality that makes it a perfect flooring option. Go all out on EDC floor and maintain the same with minimum care.

Come and see, feel and touch this unique collection and realize its potential for your project – big or small, commercial or residential, external floor or internal flooring. After all, a photograph printed on the paper cannot represent the actual product with all its beauty and strength!

We also recommend usage of 3-4 mm spacers and Ardex Endura grouts for EDC installations in your project as per the international tile fixing standards.



40x40cm



SPARK WOOD DECO

NEW



SPARK WOOD

NEW



TRENDZ CEMENT DECO

NEW




TRENDZ CEMENT

NEW



TRENDZ COTTO DECO

NEW



TRENDZ COTTO

NEW



40x40cm



DRIFT COTTO

NEW



DRIFT MIX

NEW



TRENDZ WOOD

NEW



WOODLAND PLANK

NEW



ZAGER WENGE

NEW



ZAGER VERDE

NEW



30x30cm



FLOOR BLOCK GRIS **NEW**



FLOOR BLOCK MIX **NEW**



COTTO NATURA **NEW**



WOOD CENTRIC **NEW**



WOODENZA **NEW**



RUBIC GRIS **NEW**



STONE CUBE **NEW**

30x30cm



LITHIC GRIS

NEW



LITHIC BRUNO

NEW



LITHIC NERO

NEW




LITHIC IVY

NEW



RHYTHM BEIGE

NEW




RHYTHM BEIGE MIX

NEW



RHYTHM GRIS

NEW



RHYTHM GRIS MIX

NEW

30x30cm



CROSS OCHRE



CROSS CHALK



CROSS NERO



CROSS WOOD



STONECEPT LIGHT



STONECEPT DUAL



STONECEPT FEATURE



STONECEPT DARK



30x30cm



FLOWCEPT LIGHT



FLOWCEPT DUAL



FLOWCEPT FEATURE



FLOWCEPT DARK

30x30cm



VINTAGE MOCHA



VINTAGE FEATURE

30x30cm



ROYAL MOSS



ROYAL RUST

30x30cm



ROCKCEPT LIGHT



ASPIRE MIX



MARC



ROCKCEPT DARK




MIXSTONE GRIS



MARC FEATURE



CELLA MOCHA




CELLA GRIS



CELLA-SIERRA

30x30cm



BLOCKS GRIS



PARX GRIS



PARX SLATE



BLOCKS OCHRE



PARX RUST

Technical Specification

Sr. No.	Technical Specifications	Vitrified (Glazed) Floor		Method of Teasting
		ISO 13006/EN 14411 Gr. Bla	Johnson 30x30 Vitrified Glazed	
1	Deviation in Length & Width	±0.6%	±0.2%	ISO 10545-2
2	Deviation in Thickness	±5.0%	±4.0%	ISO 10545-2
3	Straightness of Sides	±0.5%	±0.2%	ISO 10545-2
4	Rectangularity	±0.6%	±0.2%	ISO 10545-2
5	Surface Flatness	±0.5%	±0.2%	ISO 10545-2
6	Surface Quality	Min 95%	Min 95%	ISO 10545-2
7	Water Absorption	<0.5%	<0.5%	ISO 10545-3
8	Flexural Strength (Avg MOR)	>35 N/mm ²	>35 N/mm ²	ISO 10545-4
9	Scratch Hardness of Surface (Moh's Scale)	>3	>3	EN 101
10	Resistance to Surface Abrasion (PEI)	PEI I-V	Meets & Exceeds Specs.	ISO 10545-7
11	Crazing Resistance	2 Cycles	Meets & Exceeds Specs.	ISO 10545-11
12	Linear Thermal Expansion	<9 x 10 ⁻⁶ K	<9 x 10 ⁻⁶ K	ISO 10545-8
13	Thermal Shock Resistance	No Damage	No Damage	ISO 10545-9
14	Resistance to Household Chemicals	Resistant	Resistant	ISO 10545-13
15	Resistance to Staining	Resistant	Resistant	ISO 10545-14
16	Breaking Strength	>1300 N	Meets & Exceeds Specs.	ISO 10545-4
17	Colour Resistance to UV Light	Resistant	Resistant	DIN 51094
18	Frost Resistance	Frost Proof	Frost Proof	ISO 10545-12

Packing Details

Product	Nominal Size (cm)	No. of Tiles/box	Approx. Area/box (sq.m)	Approx. Weight/box (kg)	Approx. Cartons/20' Container	Approx. Area/20' Container (sq.m)	Approx. Boxes/16T Truck	Approx. sqm/16T Truck
1cm Thick								
(Kunnigal Plant)	40X40	6	0.96	19.9	1356	1302	804	771
(Kunnigal Plant)	30X30	8	0.72	16	1220	878	1000	720

You can also reach us at

Region	Branch	Tel.:
EAST	West Bengal (Kolkata) Odisha (Bhubaneswar) Ranchi Siliguri Guwahati	033-22272128/29 0674-6539836/6539837 9798845560 9836065812 9127066591
WEST	Mumbai - Bandra to Dahanu Mumbai - Central Thane to Raigad Pune Ahmedabad Indore	022 - 30647500/26547300 022 - 30647500/26547300 022 - 30246600 020-41301164/31/61/63 079-30072051/52/53/54/55 0731-4007441
NORTH	Jalandhar Chandigarh Delhi Jaipur Ghaziabad Lucknow Patna	01824-505038/39 0172 - 4697100 / 4656940 011-49526600 0141-2333922 0120-4110377 0522- 4025128/4065471/4026028 0612-2254252
SOUTH	Bangalore Hyderabad Vijayawada Vishakapatnam Tirupathi Chennai Coimbatore Salem Madurai Tuticorin Trichy Ernakulam Calicut Trivandrum	080-25446841/42/43/46 040-29802270/71/72 0866-2543616/17 0891-2796376 0877-3254151 044-28544116/28541881 0422-2540501/2548439 0427-2280636/2280637/2280639 0452-4355584/4355594 0461-2271558/2278585 0431-2904730/40/50 0484-4098500/509/510 0495-2702505/2301474 0471-2551141

For address and contact numbers of our Johnson Exclusive Showrooms and Authorized Retailers, please visit our website www.hrjinida.com

www.enduratile.com

Toll Free No.: 1800-22-7484 **E-mail :** customercare@hrjohnsonindia.com

For Export Enquiries, Email : export@hrjohnsonindia.com



H & R JOHNSON (INDIA)

(A Division of Prism Cement Limited)

Corporate Office : 7th Floor, Windsor, C. S. T. Road, Kalina, Santacruz (East), Mumbai - 400 098, India.

Tel.: +91-22-3064 7300 / 2654 7300 **Fax :** +91-22-3064 7400 **Website :** www.hrjindia.com

Registered Office : 305, Laxmi Niwas Apartments, Ameerpet, Hyderabad - 500016, India.

Contact branch for Pre laying services available for select products.

Colors shown are as accurate as the limitations of the printing process will allow. Prospective customers are advised to inspect a sample of the tile before ordering. Every effort has been made to ensure the accuracy of the information given. However, the company reserves the right to change the specifications without prior notice. Sometimes, variations in shade or size may occur which is inherent to the ceramic industry. Before fixing the tiles, we urge you to read and follow the fixing instructions given on the carton box of the tiles. The company will not take any responsibility and will not accept any complaints of shade, size or planarity once the tiles have been fixed.

Although every effort is made to ascertain that all the information provided in this brochure is accurate before printing, errors may still happen. Please contact the local branch office for updated information before placing orders. The information contained in this catalog is given in good faith. The Company takes no liability on account of any loss or damage either consequential or otherwise as a result of the information provided therein.

View our Tile informative videos



Scan this QR code to view our videos



Download Johnson Tiles Mobile App



Scan this QR code to download Android version app



Scan this QR code to download iOS version app

